

Values
 Commitment to Individuals and Family Involvement
 Respect and Positive Thinking
 Program Strength
 Financial Responsibility
 Ethical Responsibility
 Compliance



Mission Statement
 HOPE Services is committed to creatively working in partnership with eligible individuals and their families to discover, pursue, and achieve what is important to them.

2025 Annual Report

MESSAGE FROM THE SUPERINTENDENT



Total Individuals Supported




Adults Supported



Special Olympics
 Approximate # of Athletes



Children & Youth Supported





Individuals Supported
 Community Employed

At the Henry County Board of Developmental Disabilities, we are honored to serve individuals and families throughout our community by providing support that enhances independence, inclusion, and quality of life. Each year, we strive to strengthen the partnerships that make our work possible—families, schools, employers, providers, and community members who share our belief in the value and potential of every person. We remain deeply grateful for the ongoing trust and support we receive from the community, which allows us to continue expanding opportunities and improving services.

Our dedicated staff are the heart of this organization. Their compassion, expertise, and steadfast commitment ensure that every individual we serve is empowered to pursue goals that are meaningful to them. We are also fortunate to work alongside a network of providers who support individuals with daily living skills, helping them build confidence and achieve greater independence. Whether assisting someone in developing daily routines, accessing community employment, or simply taking steps toward a personal milestone, our team and provider partners work tirelessly to help individuals grow and succeed.

As we look ahead, we remain focused on creating a future where inclusion is not just a goal but a shared reality across Henry County. Together—with the support of our staff, providers, partners, and community—we will continue striving to build a more welcoming and accessible community for all. Thank you for standing with us, believing in the individuals we serve, and helping us move forward into another year filled with possibility, progress, and purpose.



Values
 Commitment to Individuals and Family Involvement
 Respect and Positive Thinking
 Program Strength
 Financial Responsibility
 Ethical Responsibility
 Compliance



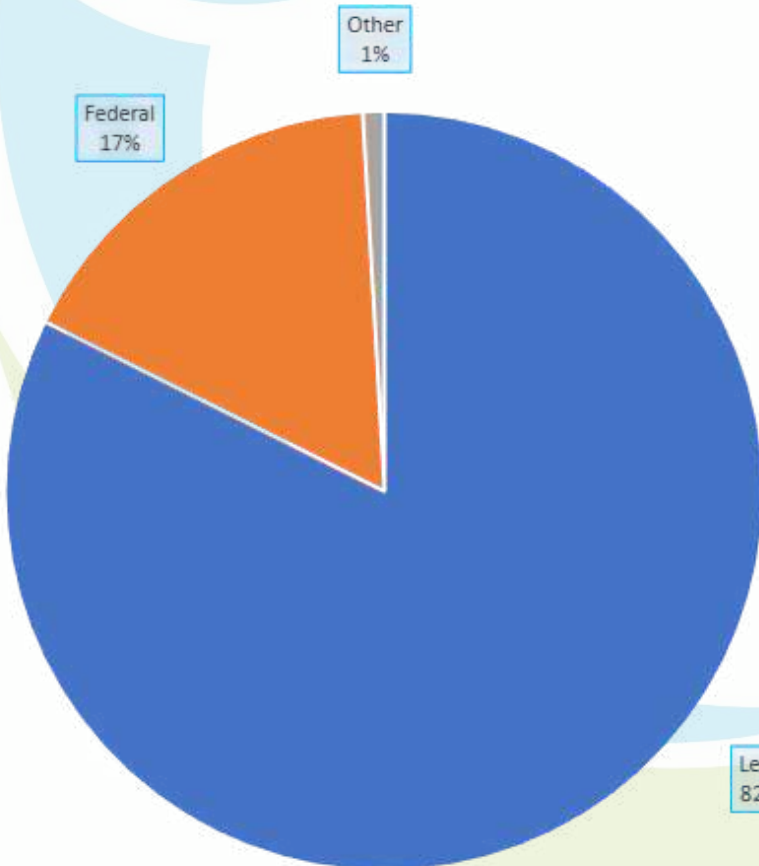
Mission Statement
 HOPE Services is committed to creatively working in partnership with eligible individuals and their families to discover, pursue, and achieve what is important to them.

2025 Annual Report

OPERATING FINANCIALS

Revenue sources include local, federal, state and other funding.

The majority of operating expenses for the Henry County Board of Developmental Disabilities include costs associated with providing direct service for individuals. These costs include local match for Home and Community Based Waivers, Day Services, Advocacy, Special Olympics, Transportation, Service Coordination provided by Service and Support Administrators (SSAs), Early Intervention Services and Individual & Family Support Services.



REVENUE

Levy	\$3,070,083	82%
Federal	\$622,935	17%
Other	\$34,463	1%
Transfers	\$10,000	<1%
Total	\$3,737,482.04	100%

Values
 Commitment to Individuals and Family Involvement
 Respect and Positive Thinking
 Program Strength
 Financial Responsibility
 Ethical Responsibility
 Compliance



Mission Statement
 HOPE Services is committed to creatively working in partnership with eligible individuals and their families to discover, pursue, and achieve what is important to them.

2025 Annual Report

EXPENSES

Medicaid Match	\$2,302,090	38%
Administration	\$795,669	13%
Service & Support	\$1,075,422	18%
Individual & Family Supports	\$1,033,327	17%
Early Intervention	\$625,851	10%
Advocacy & Special Olympics	\$93,108	2%
Building	\$82,629	1%
Transfers Capital/Reserve	\$10,000	<1%
	\$6,018,096.75	100%



Advocacy & Special Olympics
2%

Building
1%

Early Intervention
11%

Medicaid Match
38%

Individual & Family Supports
17%

Service & Support
18%

Administration
13%

